

To: CCRSPA

I wanted to personally thank you so much for choosing me to be a recipient of this grant. Having taught 13 years, I have noticed a decline in students picking up a book to read just for fun. A lot of them also struggle with finding a book that they may be interested in. I wanted to find a way to infuse the love of reading back into my classroom.

Each day I had a different class for Revisit and would have students choose a book/graphic novel/magazine to read. We would then discuss something interesting that they found or students had to explain why an 8th grader would want to read the book. It has been a great experience watching my students hear about another book and then ask if they can borrow it next. With the range of learners in my classroom, I was able to find reading material for all levels of readers.

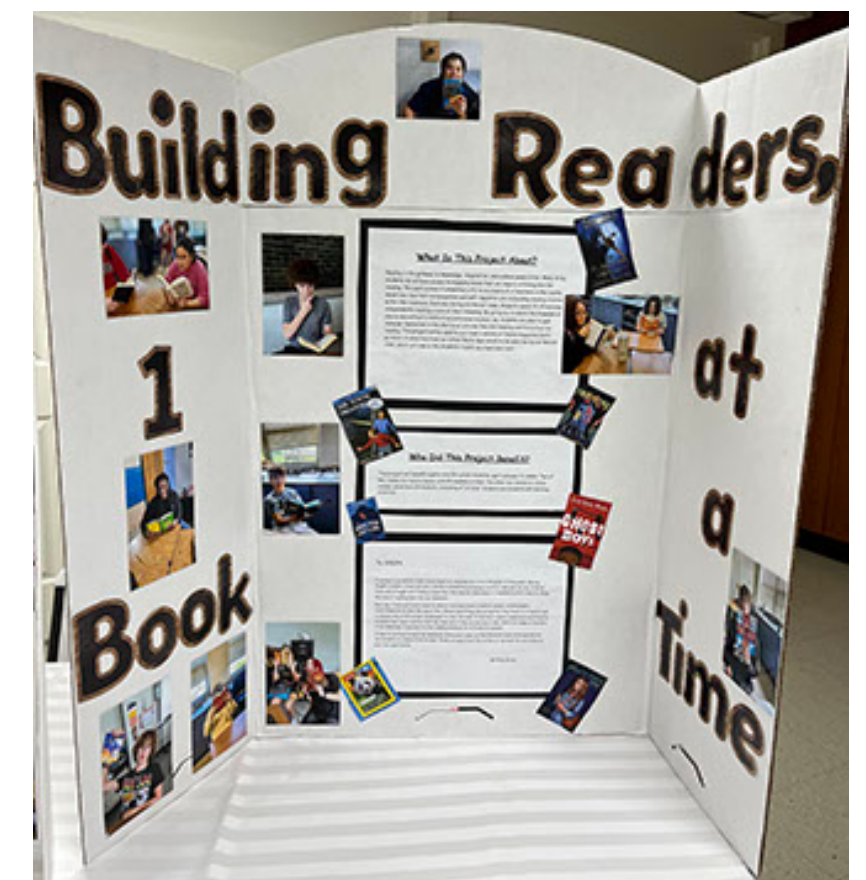
I hope to continue to build my classroom library each year, so that there are even more options for the students to choose from to read. Thank you again from the bottom of my heart for providing me with this opportunity.

-Brittany Brodo

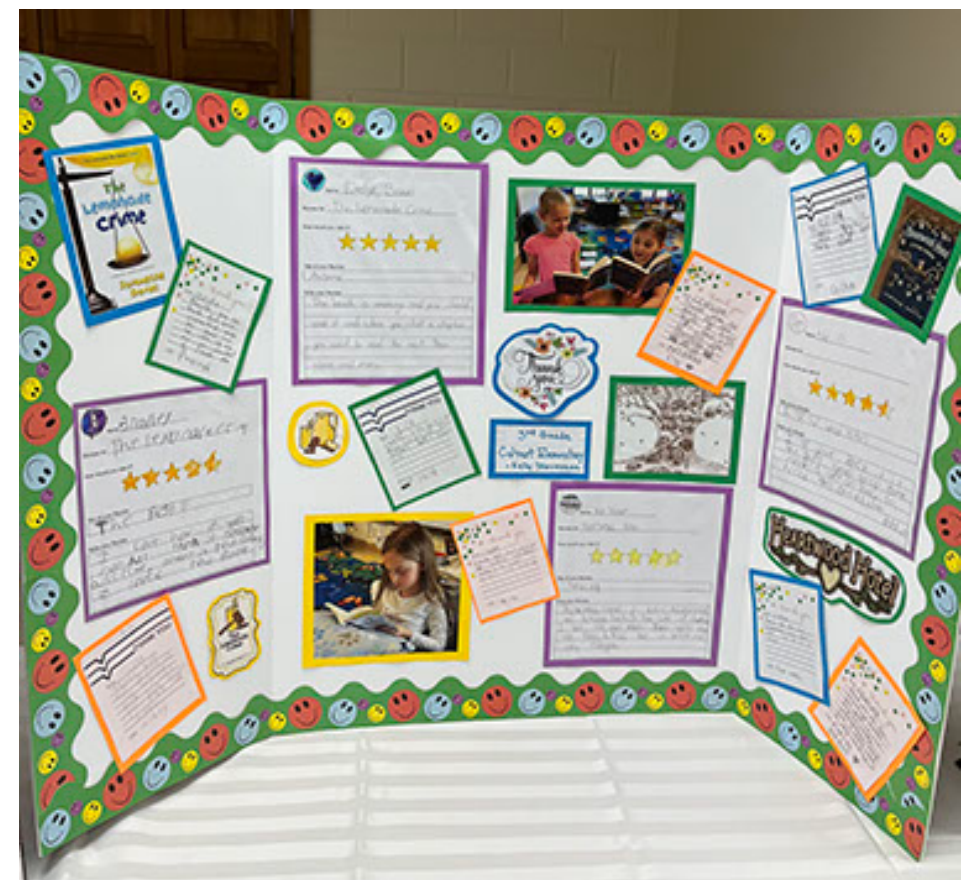
Brado.jpeg



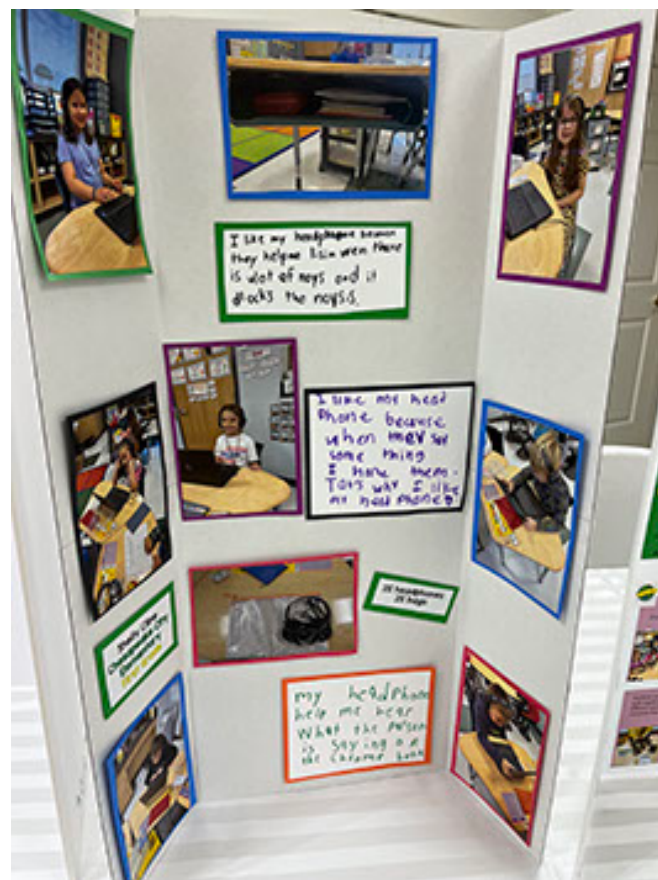
Biases_and_Pallacies.jpg



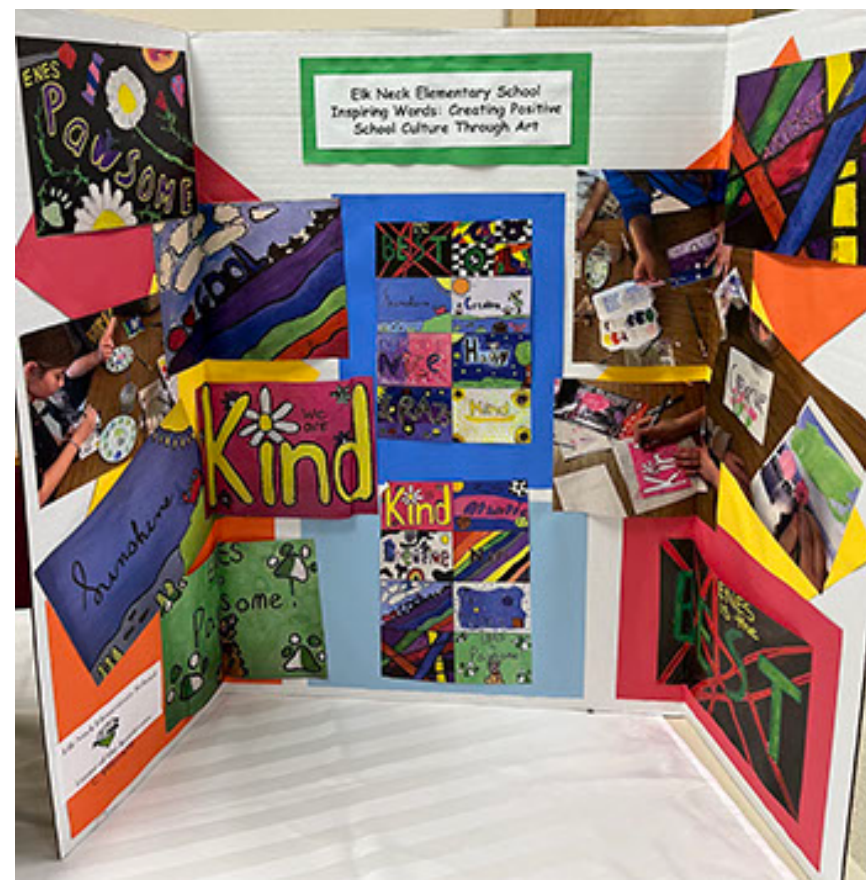
Building_Readers.jpeg




Calvert_3rd_Grade.jpeg



Chesapeak_Elem_1st_Gd.jpeg



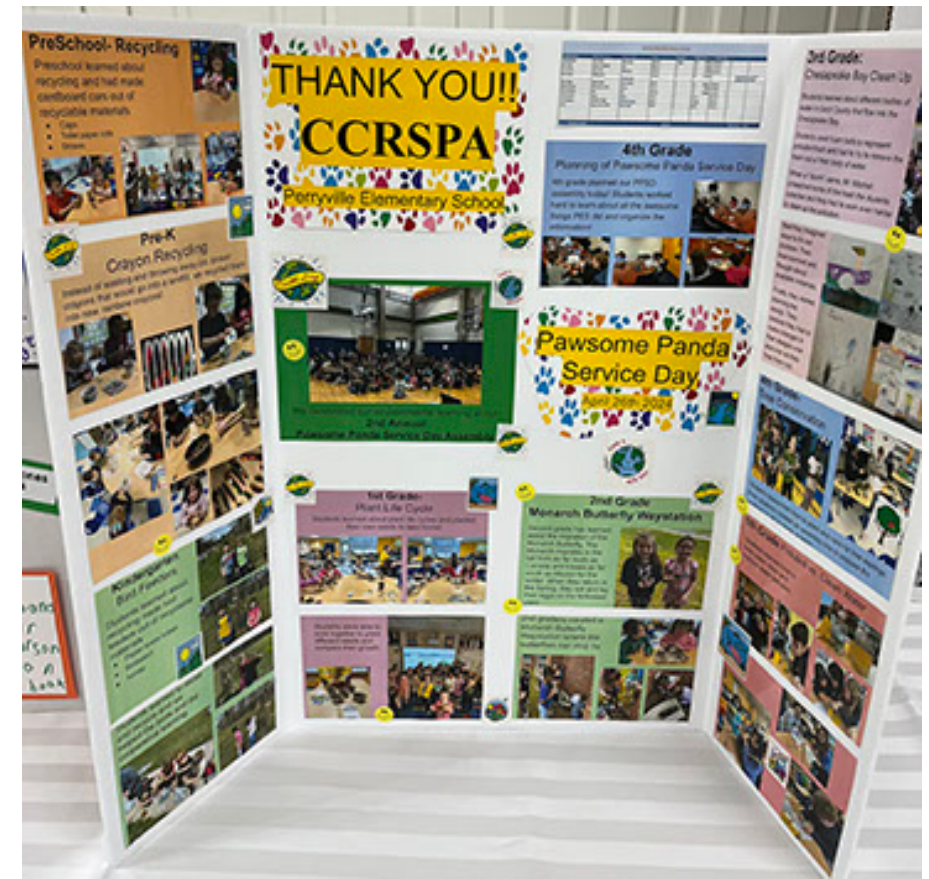
ENES_Inspiring_Words.jpg



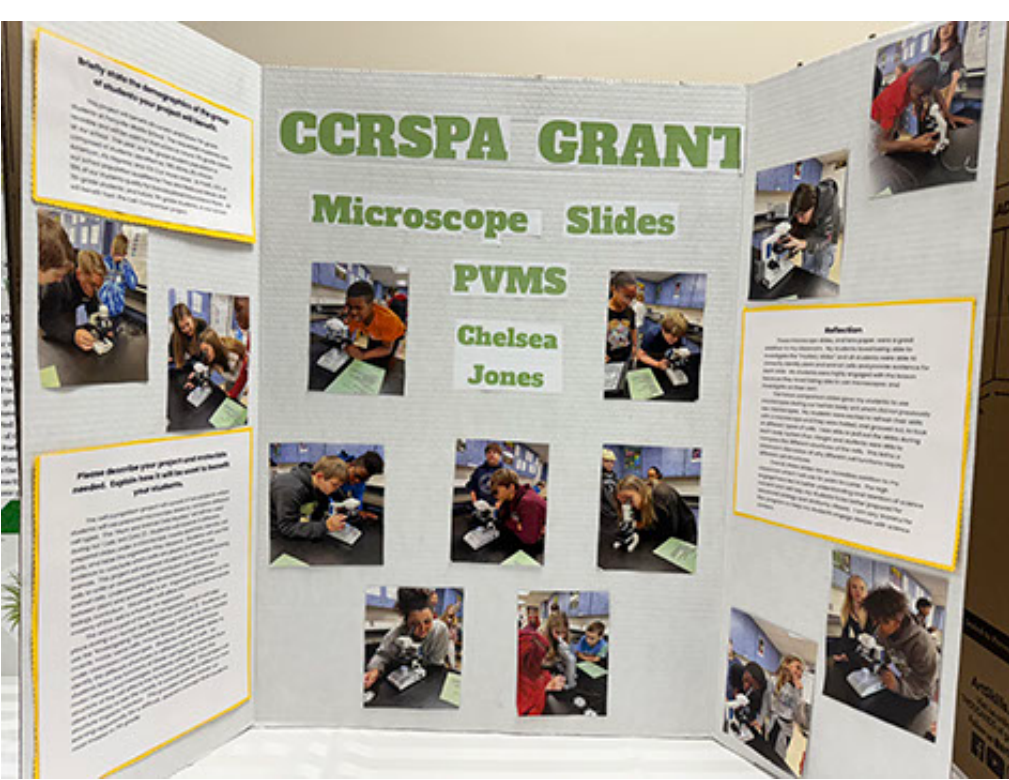
Grief_Support_Bags.jpeg



Music_Affect_Plant_Growth2.jpeg



PVES_Pawsome_Panda_Service_Day.jpeg



PVMS_Microscope_Grant2.jpeg

Reflection

These microscope slides, and lens paper, were a great addition to my classroom. My students loved being able to investigate the "mystery slides" and all students were able to correctly identify plant and animal cells and provide evidence for each slide. My students were highly engaged with the lesson because they loved being able to use microscopes and investigate on their own.

The tissue comparison slides gave my students to use microscopes during our human body unit which did not previously use microscopes. My students were excited to refresh their skills with a microscope and they were thrilled, and grossed out, to look at different types of cells. I was able to pull out the slides during each body system that I taught and students were able to compare the different structures of the cells. This led to a classroom discussion of why different cell functions require different cell structures.

Overall, these slides are an incredible addition to my classroom which I will use for years to come. The high engagement led to better understanding and retention of science content and will help my students to be better prepared for advanced biology and anatomy classes. I am very thankful for this program to help my students engage deeper with science content.

PVMS_Reflection.jpeg



RSHS_Grant.jpeg